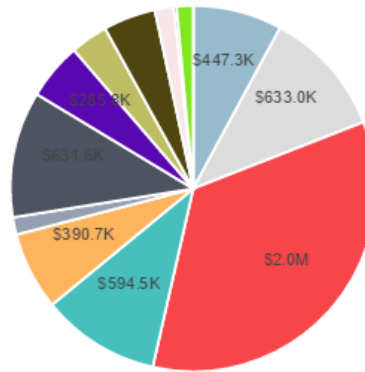


Fiscal Year 2018 (FY18) DCPS Submitted School Budget: Stanton ES

To learn more about school budgets and to access interactive budget dashboards, visit **DCPS Interactive Data Center**, at [dcpsdatacenter.com](http://www.dcpsdatacenter.com) (<http://www.dcpsdatacenter.com>)

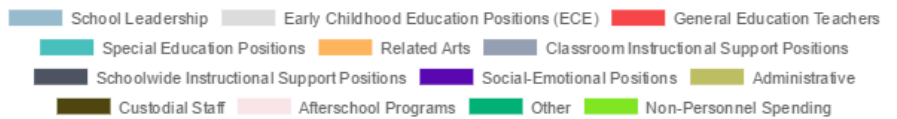
At-Risk Information	
At-Risk FY17%:	88%
At-Risk FY18%:	88%
At-Risk Variance:	0%
At-Risk FY18 Funds:	\$873.6K



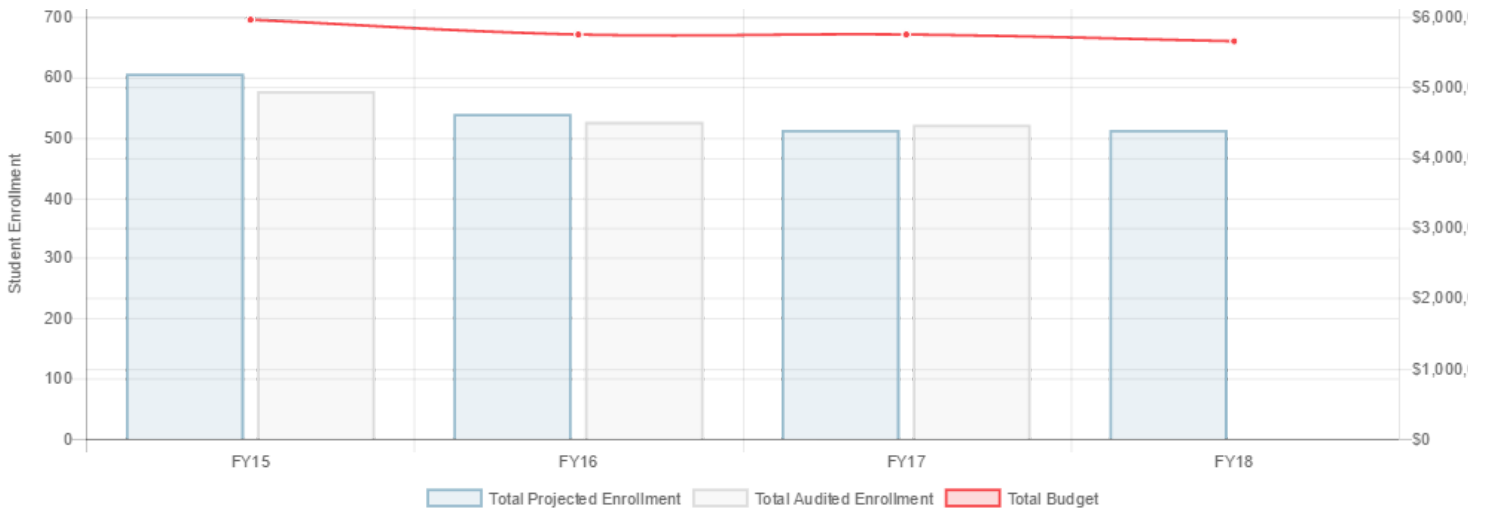
FY18 Total Budget: \$5.7M

FY18 Projected Student Enrollment: 513 Students

Notes:



Comparative Student Enrollment Information



FY18 At-Risk Funded Items*

Item	# of FTEs	Cost
Inclusion/Resource Teachers	4	\$390.7K
Psychologist	0.8	\$78.1K
Related Arts Teacher	3	\$293.1K
Social Worker	1	\$97.7K
Technology	0	\$14.0K

* Items in the table above are also counted in the FY18 Comprehensive Budgeted Items table below.

FY18 Comprehensive List of Budgeted Items

Item	Category	# of FTEs	Cost
Principal	School Leadership	1	\$171.1K
Assistant Principal - Other	School Leadership	2	\$276.3K
Teacher - PK3	Early Childhood Education Positions (ECE)	2	\$195.4K
Teacher - PK4	Early Childhood Education Positions (ECE)	3	\$293.1K
Aide - Early Childhood	Early Childhood Education Positions (ECE)	5	\$144.6K
Teacher - Kindergarten	General Education Teachers	3	\$293.1K
Teacher - 1st Grade	General Education Teachers	3	\$293.1K
Teacher - 2nd Grade	General Education Teachers	3	\$293.1K

Item	Category	# of FTEs	Cost
Teacher - 3rd Grade	General Education Teachers	4	\$390.7K
Teacher - 4th Grade	General Education Teachers	4	\$390.7K
Teacher - 5th Grade	General Education Teachers	3	\$293.1K
Teacher - Inclusion/Resource Services	Special Education Positions	5	\$488.4K
Manager - Special Education (MSE)	Special Education Positions	1	\$106.0K
Teacher - Art	Related Arts	1	\$97.7K
Teacher - Music	Related Arts	1	\$97.7K
Teacher - Health/Physical Education	Related Arts	1	\$97.7K
Teacher - World Language	Related Arts	1	\$97.7K
Aide - Kindergarten	Classroom Instructional Support Positions	2	\$57.8K
Aide - Instructional - (10mo)	Classroom Instructional Support Positions	1	\$28.9K
Instructional Coach - English Language Arts (ELA)	Schoolwide Instructional Support Positions	2	\$195.4K
Instructional Coach - Math	Schoolwide Instructional Support Positions	1	\$97.7K
Coordinator - Program	Schoolwide Instructional Support Positions	1	\$100.4K
Intervention Coach	Schoolwide Instructional Support Positions	1	\$97.7K
Specialist - Library/Media	Schoolwide Instructional Support Positions	1	\$97.7K
Aide - Library/Technology	Schoolwide Instructional Support Positions	1	\$42.8K
Psychologist	Social-Emotional Positions	1	\$97.7K
Social Worker	Social-Emotional Positions	1	\$97.7K
Behavior Technician	Social-Emotional Positions	2	\$90.4K
Business Manager	Administrative	1	\$76.0K
Aide - Administrative	Administrative	2	\$111.4K
Custodial Foreman	Custodial Staff	1	\$67.7K
Custodian (RW-5)	Custodial Staff	3	\$153.6K
Custodian (RW-3)	Custodial Staff	1	\$41.1K
Afterschool Teacher	Afterschool Programs	7	\$41.5K
Afterschool Aide	Afterschool Programs	7	\$45.8K
Afterschool Administrative Aide	Afterschool Programs	1	\$7.8K
Administrative Premium (General)	Other	N/A	\$13.7K
Art Supplies	Non-Personnel Spending	N/A	\$0
Science Supplies	Non-Personnel Spending	N/A	\$0
Office Supplies	Non-Personnel Spending	N/A	\$5.0K
Custodial Services	Non-Personnel Spending	N/A	\$14.1K
Health Supplies	Non-Personnel Spending	N/A	\$1.0K
Educational Supplies	Non-Personnel Spending	N/A	\$15.1K
Library Books	Non-Personnel Spending	N/A	\$10.2K
Textbooks	Non-Personnel Spending	N/A	\$7.0K
Equipment and Machinery (Small Purchases)	Non-Personnel Spending	N/A	\$12.0K
Ed Tech Software	Non-Personnel Spending	N/A	\$8.0K
Literacy Partners	Non-Personnel Spending	N/A	\$10.0K

For complete guidance on the budget development process, please visit the Budget Development Guide website at www.dcpsschoolbudgetguide.com (<http://www.dcpsschoolbudgetguide.com>)